

Feature Guide: Administrative Matrix



ONPOINT

August 2014

Table of Contents

Administrative Matrix Introduction.....	1
How might this be useful?.....	1
Section 1: Locating the Administration Rights Matrix in OPCM.....	2
Section 2: Administration Rights Matrix-Main Menu.....	3
Section 3: Administration Rights Matrix-Administrative Rights.....	8
Section 4: System Defaults and Removing Rights	14
Defaults and Removing Rights: Main Menu.....	14
Defaults and Removing Rights: Administrative Rights	15

Administrative Matrix Introduction

The Administrative Matrix is designed primarily to allow a Root Administrator to define and manage administrative rights and views for a particular administrative role within the OnPoint Course Manager. This will allow the Root Administrator to limit which menus and features will be viewable and available based upon the specific administrative role such as a Systems Administrator, Content Administrator, Course Coordinator, and or an Event Manager.

How might this be useful?

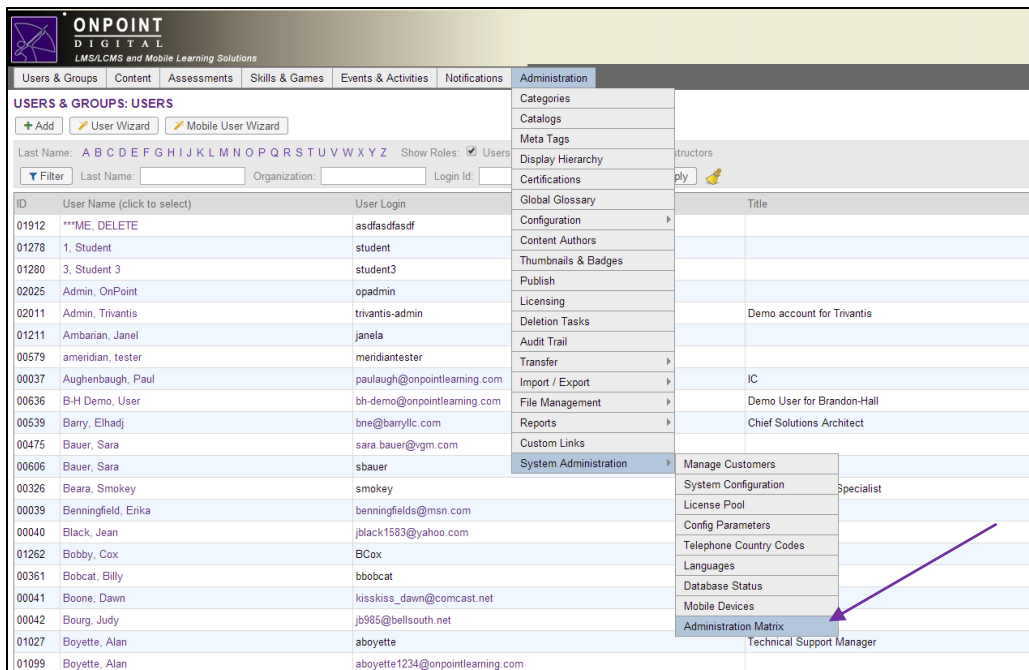
The Administrative Matrix will allow a Root Administrator to define by the user type a type of hierarchy as a natural way of organizing roles to reflect authority, responsibility, and capabilities. The user can be given no more privilege than is necessary to perform their job. Permissions determine the data and applications that may be accessed and each role is assigned the set of permissions that are necessary for the role type to perform his/her required tasks. Using the Administrative Matrix to determine and manage access permissions allows Root Administrators to better incorporate least privilege and separation of duties into administrative policies.

Section 1: Locating the Administration Rights Matrix in OPCM

As the Root Administrator you will log into the OnPoint Course Manager application from the online Portal – Manager Options area. Click the link to open Course Manager.



Once in the Course Manager application, you will see the options available to you across the top of the screen. In order to review and set the permissions for the Administration Matrix you will need to go to the Administration tab, System Administration, then Administration Matrix.



Section 2: Administration Rights Matrix-Main Menu

The first tab of the Administration Rights Matrix is the Main Menu. This is where you can define by manager type (System Administrator, Content Administrator, Course Coordinator, and Event Manager) the menu(s) that they will have access to within OnPoint Course Manager. The options are split up just as they are divided up into tabs across the top within the application. The choices to the menu(s) allow the Root Admin to select specific functions within those menu(s) to grant access to these user types. For example: as an Event Manager I may never need to have access to create or change users however I may need to create a group of specific users for an event that I am putting together. This would mean that the Root Admin would mark the Groups with a check but the Users and Groups they would leave unchecked.

Note: It is important to remember that the Main Menu tab drives the actual menu and not all the individual functions within the menu. To define which specific functions within that menu the user would have access to you would need to further define that in the Administrative Rights tab.

ADMINISTRATION: RIGHTS MATRIX

Main Menu
Administrative Rights

Users & Groups	SA	CA	CC	EM
Main Menu - Users & Groups	<input checked="" type="checkbox"/>	<input checked="" type="checkbox"/>	<input checked="" type="checkbox"/>	<input checked="" type="checkbox"/>
Users & groups	<input checked="" type="checkbox"/>	<input checked="" type="checkbox"/>	<input checked="" type="checkbox"/>	<input checked="" type="checkbox"/>
Groups	<input checked="" type="checkbox"/>	<input checked="" type="checkbox"/>	<input checked="" type="checkbox"/>	<input checked="" type="checkbox"/>
Job codes	<input checked="" type="checkbox"/>	<input checked="" type="checkbox"/>	<input checked="" type="checkbox"/>	<input checked="" type="checkbox"/>
Locations	<input checked="" type="checkbox"/>	<input checked="" type="checkbox"/>	<input checked="" type="checkbox"/>	<input checked="" type="checkbox"/>
Organization chart	<input checked="" type="checkbox"/>	<input checked="" type="checkbox"/>	<input checked="" type="checkbox"/>	<input checked="" type="checkbox"/>
Announcements	<input checked="" type="checkbox"/>	<input checked="" type="checkbox"/>	<input checked="" type="checkbox"/>	<input checked="" type="checkbox"/>
User & group reports	<input checked="" type="checkbox"/>	<input checked="" type="checkbox"/>	<input checked="" type="checkbox"/>	<input checked="" type="checkbox"/>
Content	SA	CA	CC	EM
Main Menu - Content	<input checked="" type="checkbox"/>	<input checked="" type="checkbox"/>	<input checked="" type="checkbox"/>	<input checked="" type="checkbox"/>
Courses	<input checked="" type="checkbox"/>	<input checked="" type="checkbox"/>	<input checked="" type="checkbox"/>	<input checked="" type="checkbox"/>
Topics	<input checked="" type="checkbox"/>	<input checked="" type="checkbox"/>	<input checked="" type="checkbox"/>	<input checked="" type="checkbox"/>
Pages	<input checked="" type="checkbox"/>	<input checked="" type="checkbox"/>	<input checked="" type="checkbox"/>	<input checked="" type="checkbox"/>
Assets	<input checked="" type="checkbox"/>	<input checked="" type="checkbox"/>	<input checked="" type="checkbox"/>	<input checked="" type="checkbox"/>
Nuggets	<input checked="" type="checkbox"/>	<input checked="" type="checkbox"/>	<input checked="" type="checkbox"/>	<input checked="" type="checkbox"/>
Content Hierarchy	<input checked="" type="checkbox"/>	<input checked="" type="checkbox"/>	<input checked="" type="checkbox"/>	<input checked="" type="checkbox"/>
Wizards	<input checked="" type="checkbox"/>	<input checked="" type="checkbox"/>	<input checked="" type="checkbox"/>	<input checked="" type="checkbox"/>
Library	<input checked="" type="checkbox"/>	<input checked="" type="checkbox"/>	<input checked="" type="checkbox"/>	<input checked="" type="checkbox"/>
Content reports	<input checked="" type="checkbox"/>	<input checked="" type="checkbox"/>	<input checked="" type="checkbox"/>	<input checked="" type="checkbox"/>

Just check or uncheck the boxes based on the user type as to the menu(s) they will have access to.

For our example please note that the EM would only have a check mark on the Groups under the Users and Groups

Administrative Matrix

Assessments	SA	CA	CC	EM
Main Menu - Assessments	<input checked="" type="checkbox"/>	<input checked="" type="checkbox"/>	<input checked="" type="checkbox"/>	<input checked="" type="checkbox"/>
Assessment sets	<input checked="" type="checkbox"/>	<input checked="" type="checkbox"/>	<input checked="" type="checkbox"/>	<input checked="" type="checkbox"/>
Tests	<input checked="" type="checkbox"/>	<input checked="" type="checkbox"/>	<input checked="" type="checkbox"/>	<input checked="" type="checkbox"/>
Questions	<input checked="" type="checkbox"/>	<input checked="" type="checkbox"/>	<input checked="" type="checkbox"/>	<input checked="" type="checkbox"/>
Review feedback	<input checked="" type="checkbox"/>	<input checked="" type="checkbox"/>	<input checked="" type="checkbox"/>	<input checked="" type="checkbox"/>
Performance	<input checked="" type="checkbox"/>	<input checked="" type="checkbox"/>	<input checked="" type="checkbox"/>	<input checked="" type="checkbox"/>
Assessment reports	<input checked="" type="checkbox"/>	<input checked="" type="checkbox"/>	<input checked="" type="checkbox"/>	<input checked="" type="checkbox"/>
Skills & Games	SA	CA	CC	EM
Main Menu - Skills & Games	<input checked="" type="checkbox"/>	<input checked="" type="checkbox"/>	<input checked="" type="checkbox"/>	<input checked="" type="checkbox"/>
Skill profiles	<input checked="" type="checkbox"/>	<input checked="" type="checkbox"/>	<input checked="" type="checkbox"/>	<input checked="" type="checkbox"/>
Equivalency	<input checked="" type="checkbox"/>	<input checked="" type="checkbox"/>	<input checked="" type="checkbox"/>	<input checked="" type="checkbox"/>
Skill sets	<input checked="" type="checkbox"/>	<input checked="" type="checkbox"/>	<input checked="" type="checkbox"/>	<input checked="" type="checkbox"/>
Skills	<input checked="" type="checkbox"/>	<input checked="" type="checkbox"/>	<input checked="" type="checkbox"/>	<input checked="" type="checkbox"/>
Competencies	<input checked="" type="checkbox"/>	<input checked="" type="checkbox"/>	<input checked="" type="checkbox"/>	<input checked="" type="checkbox"/>
Games	<input checked="" type="checkbox"/>	<input checked="" type="checkbox"/>	<input checked="" type="checkbox"/>	<input checked="" type="checkbox"/>
Skill reports	<input checked="" type="checkbox"/>	<input checked="" type="checkbox"/>	<input checked="" type="checkbox"/>	<input checked="" type="checkbox"/>
Events & Activities	SA	CA	CC	EM
Main Menu - Events & Activities	<input checked="" type="checkbox"/>	<input checked="" type="checkbox"/>	<input checked="" type="checkbox"/>	<input checked="" type="checkbox"/>
Master event calendar	<input checked="" type="checkbox"/>	<input checked="" type="checkbox"/>	<input checked="" type="checkbox"/>	<input checked="" type="checkbox"/>
Instructor led training events	<input checked="" type="checkbox"/>	<input checked="" type="checkbox"/>	<input checked="" type="checkbox"/>	<input checked="" type="checkbox"/>
Webinar events	<input checked="" type="checkbox"/>	<input checked="" type="checkbox"/>	<input checked="" type="checkbox"/>	<input checked="" type="checkbox"/>
Live streaming events	<input checked="" type="checkbox"/>	<input checked="" type="checkbox"/>	<input checked="" type="checkbox"/>	<input checked="" type="checkbox"/>
Event Session Wizard	<input checked="" type="checkbox"/>	<input checked="" type="checkbox"/>	<input checked="" type="checkbox"/>	<input checked="" type="checkbox"/>
Event resources	<input checked="" type="checkbox"/>	<input checked="" type="checkbox"/>	<input checked="" type="checkbox"/>	<input checked="" type="checkbox"/>
Event registrations	<input checked="" type="checkbox"/>	<input checked="" type="checkbox"/>	<input checked="" type="checkbox"/>	<input checked="" type="checkbox"/>
Event locations	<input checked="" type="checkbox"/>	<input checked="" type="checkbox"/>	<input checked="" type="checkbox"/>	<input checked="" type="checkbox"/>
Activities	<input checked="" type="checkbox"/>	<input checked="" type="checkbox"/>	<input checked="" type="checkbox"/>	<input checked="" type="checkbox"/>
Activity completion	<input checked="" type="checkbox"/>	<input checked="" type="checkbox"/>	<input checked="" type="checkbox"/>	<input checked="" type="checkbox"/>
Event & activity reports	<input checked="" type="checkbox"/>	<input checked="" type="checkbox"/>	<input checked="" type="checkbox"/>	<input checked="" type="checkbox"/>
Notifications	SA	CA	CC	EM
Main Menu - Notifications	<input checked="" type="checkbox"/>	<input checked="" type="checkbox"/>	<input checked="" type="checkbox"/>	<input checked="" type="checkbox"/>
Send notifications	<input checked="" type="checkbox"/>	<input checked="" type="checkbox"/>	<input checked="" type="checkbox"/>	<input checked="" type="checkbox"/>
Standard notifications	<input checked="" type="checkbox"/>	<input checked="" type="checkbox"/>	<input checked="" type="checkbox"/>	<input checked="" type="checkbox"/>
Notification queue	<input checked="" type="checkbox"/>	<input checked="" type="checkbox"/>	<input checked="" type="checkbox"/>	<input checked="" type="checkbox"/>
Notification series	<input checked="" type="checkbox"/>	<input checked="" type="checkbox"/>	<input checked="" type="checkbox"/>	<input checked="" type="checkbox"/>
Email queue	<input checked="" type="checkbox"/>	<input checked="" type="checkbox"/>	<input checked="" type="checkbox"/>	<input checked="" type="checkbox"/>
Send SMS message	<input checked="" type="checkbox"/>	<input checked="" type="checkbox"/>	<input checked="" type="checkbox"/>	<input checked="" type="checkbox"/>
Forums	<input checked="" type="checkbox"/>	<input checked="" type="checkbox"/>	<input checked="" type="checkbox"/>	<input checked="" type="checkbox"/>

Administrative Matrix

Administration	SA	CA	CC	EM
Main Menu - Administration	☑	☑	☑	☑
Categories	☑	☑	☑	☑
Catalogs	☑	☑	☑	☑
Metatags	☑	☑	☑	☑
Mobile shortcuts	☑	☑	☑	☑
Page layouts	☑	☑	☑	☑
Time zones	☑	☑	☑	☑
Global glossary	☑	☑	☑	☑
Configuration	☑	☑	☑	☑
Content authors	☑	☑	☑	☑
Custom fields	☑	☑	☑	☑
Thumbnails & badges	☑	☑	☑	☑
Bulk publishing	☑	☑	☑	☑
Licensing	☑	☑	☑	☑
Deletion tasks	☑	☑	☑	☑
Audit trail	☑	☑	☑	☑
Content transfer	☑	☑	☑	☑
Imports & exports	☑	☑	☑	☑
File management	☑	☑	☑	☑
Manage reports	☑	☑	☑	☑
Custom links	☑	☑	☑	☑
Certifications	☑	☑	☑	☑
System administration	☑	☑	☑	☑
Customers	☑	☑	☑	☑
System configuration	☑	☑	☑	☑
License pool	☑	☑	☑	☑
Configuration parameters	☑	☑	☑	☑
Telephone country codes	☑	☑	☑	☑
Languages	☑	☑	☑	☑
Database status	☑	☑	☑	☑
Mobile devices	☑	☑	☑	☑

The below two examples will show what the user experience will be when logging into the system based on the settings within the Administrative Rights Matrix: Main Menu. These examples will display the screen and how they will appear to the user when they access the OnPoint Course Manager application. The examples will display both scenarios to the user showing both with access and without access to a specific menu or function within the system.

The first example will show the user type of an Event Manager with access to the Users & Groups: Menu and then the Groups option.

ADMINISTRATION: RIGHTS MATRIX

Main Menu Administrative Rights

Users & Groups	SA	CA	CC	EM
Main Menu - Users & Groups	<input checked="" type="checkbox"/>	<input checked="" type="checkbox"/>	<input checked="" type="checkbox"/>	<input checked="" type="checkbox"/>
Users & groups	<input checked="" type="checkbox"/>	<input checked="" type="checkbox"/>	<input checked="" type="checkbox"/>	<input checked="" type="checkbox"/>
Groups	<input checked="" type="checkbox"/>	<input checked="" type="checkbox"/>	<input checked="" type="checkbox"/>	<input checked="" type="checkbox"/>

The Event Manager Group setting under the User & Groups Menu in the Administration Rights: Main Menu Matrix is checked to be active.

This person is an Event Manager and when they log into the system this is what they currently see under the Users & Managers Menu. The Groups option is currently listed since it is checked within the Administration Matrix under the Event Manager.

The Groups menu selection appears under the Users & Groups Menu heading and allows the Event Manager access into the option to perform any available functions that are previously approved in the Administrative Rights options of the Administrative Rights Matrix.

The next example shows the user type of an Event Manager with access to the Users & Groups: Menu but without access to the Groups option within the Users & Groups Menu.

ADMINISTRATION: RIGHTS MATRIX

Main Menu Administrative Rights

Users & Groups	SA	CA	CC	EM
Main Menu - Users & Groups	<input checked="" type="checkbox"/>	<input checked="" type="checkbox"/>	<input checked="" type="checkbox"/>	<input checked="" type="checkbox"/>
Users & groups	<input checked="" type="checkbox"/>	<input checked="" type="checkbox"/>	<input checked="" type="checkbox"/>	<input checked="" type="checkbox"/>
Groups	<input checked="" type="checkbox"/>	<input checked="" type="checkbox"/>	<input checked="" type="checkbox"/>	<input type="checkbox"/>

The Event Manager Group setting under the User & Groups Menu in the Administration Rights Matrix is un-checked in this case to be shown as not active.

The screenshot displays the 'Administrative Matrix' interface. At the top, there are navigation tabs: 'Users & Groups', 'Content', 'Assessments', 'Skills & Games', 'Events & Activities', 'Notifications', and 'Administration'. The 'Users & Groups' tab is active, showing a list of users. The list includes columns for 'Users & Managers', 'Job Codes', 'Locations', 'Organization Chart', 'Announcements', and 'Reports'. A callout box points to a user named 'Event Manager' with the text: 'This person is an Event Manager and when they log into the system this is what they currently see under the Users & Mangers Menu. The Groups option is currently not listed since it is not checked within the Administration Matrix under the Event Manager.'

Users & Managers	Job Codes	Locations	Organization Chart	Announcements	Reports
Course Manager.		on		OnPoint Demo Slice	
				Harris, Paige	
				Event Manager	

License Information	
Administrators:	107 (68 used)
Performance Managers:	121 (20 used)
Users/Learners:	250 (208 used)
Records:	50 (4 used)

The Groups menu selection no longer appears under the Users & Groups Menu heading and will no longer allow the Event Manager access into this option to perform any available functions.

Section 3: Administration Rights Matrix-Administrative Rights

The next tab of the Administration Rights Matrix is the Administrative Rights. This is where you can define by manager type (System Administrator, Content Administrator, Course Coordinator, and Event Manager) the rights that they are being given within the specific menu(s) function that they have been given access to within the Main Menu Administrative Rights selection process. The options are split up just as they are listed up under each of the tabs at the top within the Course Manager application.

The choices to the functions within the menu(s) allows the Root Admin to select the specific items within those menu(s) to grant access to these user types. For example: above we mentioned as an Event Manager I may never need to have access to create or change users however I may need to create a group of specific users for an event that I am putting together. I have been given access to the Group option in the Main Menu Administrative Rights. Now here in the Administrative Rights under the Users and Groups the Root Admin will need to set the features and rights where I have access. For this example the Root Admin would give this Event Manager access to the Add/Edit Groups and the Make Assignments to Groups but will not give access to the Add/Edit Users since they should not have access to do this function.

ADMINISTRATION: RIGHTS MATRIX					
Main Menu		Administrative Rights			
Home Page		SA	CA	CC	EM
Home page license information		<input checked="" type="checkbox"/>	<input checked="" type="checkbox"/>	<input checked="" type="checkbox"/>	<input checked="" type="checkbox"/>
Home page pending links		<input checked="" type="checkbox"/>	<input checked="" type="checkbox"/>	<input checked="" type="checkbox"/>	<input checked="" type="checkbox"/>
Users & Groups		SA	CA	CC	EM
Add/edit users		<input checked="" type="checkbox"/>	<input checked="" type="checkbox"/>	<input checked="" type="checkbox"/>	<input checked="" type="checkbox"/>
Make assignments to users		<input checked="" type="checkbox"/>	<input checked="" type="checkbox"/>	<input checked="" type="checkbox"/>	<input checked="" type="checkbox"/>
Add/edit groups		<input checked="" type="checkbox"/>	<input checked="" type="checkbox"/>	<input checked="" type="checkbox"/>	<input checked="" type="checkbox"/>
Make assignments to groups		<input checked="" type="checkbox"/>	<input checked="" type="checkbox"/>	<input checked="" type="checkbox"/>	<input checked="" type="checkbox"/>
Add/edit job codes		<input checked="" type="checkbox"/>	<input checked="" type="checkbox"/>	<input checked="" type="checkbox"/>	<input checked="" type="checkbox"/>
Add/edit locations		<input checked="" type="checkbox"/>	<input checked="" type="checkbox"/>	<input checked="" type="checkbox"/>	<input checked="" type="checkbox"/>
Make assignments to location		<input checked="" type="checkbox"/>	<input checked="" type="checkbox"/>	<input checked="" type="checkbox"/>	<input checked="" type="checkbox"/>
Add/edit organization charts		<input checked="" type="checkbox"/>	<input checked="" type="checkbox"/>	<input checked="" type="checkbox"/>	<input checked="" type="checkbox"/>
Make assignments to organization charts		<input checked="" type="checkbox"/>	<input checked="" type="checkbox"/>	<input checked="" type="checkbox"/>	<input checked="" type="checkbox"/>
Add/edit announcements		<input checked="" type="checkbox"/>	<input checked="" type="checkbox"/>	<input checked="" type="checkbox"/>	<input checked="" type="checkbox"/>
Content		SA	CA	CC	EM
Add/edit courses		<input checked="" type="checkbox"/>	<input checked="" type="checkbox"/>	<input checked="" type="checkbox"/>	<input checked="" type="checkbox"/>
Make assignments to courses		<input checked="" type="checkbox"/>	<input checked="" type="checkbox"/>	<input checked="" type="checkbox"/>	<input checked="" type="checkbox"/>
Add/edit topics		<input checked="" type="checkbox"/>	<input checked="" type="checkbox"/>	<input checked="" type="checkbox"/>	<input checked="" type="checkbox"/>
Make assignments to topics		<input checked="" type="checkbox"/>	<input checked="" type="checkbox"/>	<input checked="" type="checkbox"/>	<input checked="" type="checkbox"/>
Add/edit pages		<input checked="" type="checkbox"/>	<input checked="" type="checkbox"/>	<input checked="" type="checkbox"/>	<input checked="" type="checkbox"/>
Make assignments to pages		<input checked="" type="checkbox"/>	<input checked="" type="checkbox"/>	<input checked="" type="checkbox"/>	<input checked="" type="checkbox"/>
Add/edit assets		<input checked="" type="checkbox"/>	<input checked="" type="checkbox"/>	<input checked="" type="checkbox"/>	<input checked="" type="checkbox"/>
Add/edit nuggets		<input checked="" type="checkbox"/>	<input checked="" type="checkbox"/>	<input checked="" type="checkbox"/>	<input checked="" type="checkbox"/>
Make assignments to nuggets		<input checked="" type="checkbox"/>	<input checked="" type="checkbox"/>	<input checked="" type="checkbox"/>	<input checked="" type="checkbox"/>
Add/edit library		<input checked="" type="checkbox"/>	<input checked="" type="checkbox"/>	<input checked="" type="checkbox"/>	<input checked="" type="checkbox"/>
Make assignments to library		<input checked="" type="checkbox"/>	<input checked="" type="checkbox"/>	<input checked="" type="checkbox"/>	<input checked="" type="checkbox"/>

For our example please note that the EM would only have a check mark on the Add/Edit Groups and the Make Assignments to Groups .

Just check or uncheck the boxes based on the user type as to the functions within the specific menu(s) they will have access to.

Assessments	SA	CA	CC	EM
Add/edit assessment sets	<input checked="" type="checkbox"/>	<input checked="" type="checkbox"/>	<input checked="" type="checkbox"/>	<input checked="" type="checkbox"/>
Make assignments to assessment sets	<input checked="" type="checkbox"/>	<input checked="" type="checkbox"/>	<input checked="" type="checkbox"/>	<input checked="" type="checkbox"/>
Add/edit tests	<input checked="" type="checkbox"/>	<input checked="" type="checkbox"/>	<input checked="" type="checkbox"/>	<input checked="" type="checkbox"/>
Make assignments to tests	<input checked="" type="checkbox"/>	<input checked="" type="checkbox"/>	<input checked="" type="checkbox"/>	<input checked="" type="checkbox"/>
Add/edit questions	<input checked="" type="checkbox"/>	<input checked="" type="checkbox"/>	<input checked="" type="checkbox"/>	<input checked="" type="checkbox"/>
Add/edit performance	<input checked="" type="checkbox"/>	<input checked="" type="checkbox"/>	<input checked="" type="checkbox"/>	<input checked="" type="checkbox"/>
Make assignments to performance	<input checked="" type="checkbox"/>	<input checked="" type="checkbox"/>	<input checked="" type="checkbox"/>	<input checked="" type="checkbox"/>
Skills & Games	SA	CA	CC	EM
Add/edit skill profiles	<input checked="" type="checkbox"/>	<input checked="" type="checkbox"/>	<input checked="" type="checkbox"/>	<input checked="" type="checkbox"/>
Make assignments to skill profiles	<input checked="" type="checkbox"/>	<input checked="" type="checkbox"/>	<input checked="" type="checkbox"/>	<input checked="" type="checkbox"/>
Add/edit skill sets	<input checked="" type="checkbox"/>	<input checked="" type="checkbox"/>	<input checked="" type="checkbox"/>	<input checked="" type="checkbox"/>
Make assignments to skill sets	<input checked="" type="checkbox"/>	<input checked="" type="checkbox"/>	<input checked="" type="checkbox"/>	<input checked="" type="checkbox"/>
Add/edit skills	<input checked="" type="checkbox"/>	<input checked="" type="checkbox"/>	<input checked="" type="checkbox"/>	<input checked="" type="checkbox"/>
Make assignments to skills	<input checked="" type="checkbox"/>	<input checked="" type="checkbox"/>	<input checked="" type="checkbox"/>	<input checked="" type="checkbox"/>
Add/edit games	<input checked="" type="checkbox"/>	<input checked="" type="checkbox"/>	<input checked="" type="checkbox"/>	<input checked="" type="checkbox"/>
Make assignments to games	<input checked="" type="checkbox"/>	<input checked="" type="checkbox"/>	<input checked="" type="checkbox"/>	<input checked="" type="checkbox"/>
Events & Activities	SA	CA	CC	EM
Add/edit events	<input checked="" type="checkbox"/>	<input checked="" type="checkbox"/>	<input checked="" type="checkbox"/>	<input checked="" type="checkbox"/>
Make assignments to events	<input checked="" type="checkbox"/>	<input checked="" type="checkbox"/>	<input checked="" type="checkbox"/>	<input checked="" type="checkbox"/>
Add/edit event resources	<input checked="" type="checkbox"/>	<input checked="" type="checkbox"/>	<input checked="" type="checkbox"/>	<input checked="" type="checkbox"/>
Add/edit event locations	<input checked="" type="checkbox"/>	<input checked="" type="checkbox"/>	<input checked="" type="checkbox"/>	<input checked="" type="checkbox"/>
Add/edit activities	<input checked="" type="checkbox"/>	<input checked="" type="checkbox"/>	<input checked="" type="checkbox"/>	<input checked="" type="checkbox"/>
Make assignments to activities	<input checked="" type="checkbox"/>	<input checked="" type="checkbox"/>	<input checked="" type="checkbox"/>	<input checked="" type="checkbox"/>
Administration	SA	CA	CC	EM
Add/edit categories	<input checked="" type="checkbox"/>	<input checked="" type="checkbox"/>	<input checked="" type="checkbox"/>	<input checked="" type="checkbox"/>
Add/edit catalogs	<input checked="" type="checkbox"/>	<input checked="" type="checkbox"/>	<input checked="" type="checkbox"/>	<input checked="" type="checkbox"/>
Make assignments to catalogs	<input checked="" type="checkbox"/>	<input checked="" type="checkbox"/>	<input checked="" type="checkbox"/>	<input checked="" type="checkbox"/>
Add/edit time zones	<input checked="" type="checkbox"/>	<input checked="" type="checkbox"/>	<input checked="" type="checkbox"/>	<input checked="" type="checkbox"/>
Add/edit glossary	<input checked="" type="checkbox"/>	<input checked="" type="checkbox"/>	<input checked="" type="checkbox"/>	<input checked="" type="checkbox"/>
Add/edit content authors	<input checked="" type="checkbox"/>	<input checked="" type="checkbox"/>	<input checked="" type="checkbox"/>	<input checked="" type="checkbox"/>
Add/edit reports	<input checked="" type="checkbox"/>	<input checked="" type="checkbox"/>	<input checked="" type="checkbox"/>	<input checked="" type="checkbox"/>
Update reports	<input checked="" type="checkbox"/>	<input checked="" type="checkbox"/>	<input checked="" type="checkbox"/>	<input checked="" type="checkbox"/>
Add/edit hierarchy nodes	<input checked="" type="checkbox"/>	<input checked="" type="checkbox"/>	<input checked="" type="checkbox"/>	<input checked="" type="checkbox"/>

Administrative Matrix

Miscellaneous	SA	CA	CC	EM
Edit meta tags	<input checked="" type="checkbox"/>	<input checked="" type="checkbox"/>	<input checked="" type="checkbox"/>	<input checked="" type="checkbox"/>
Add/edit triggers	<input checked="" type="checkbox"/>	<input checked="" type="checkbox"/>	<input checked="" type="checkbox"/>	<input checked="" type="checkbox"/>
Change Customers	<input checked="" type="checkbox"/>	<input checked="" type="checkbox"/>	<input checked="" type="checkbox"/>	<input checked="" type="checkbox"/>
View Active Sessions	<input checked="" type="checkbox"/>	<input checked="" type="checkbox"/>	<input checked="" type="checkbox"/>	<input checked="" type="checkbox"/>
View/manage memory cache	<input checked="" type="checkbox"/>	<input checked="" type="checkbox"/>	<input checked="" type="checkbox"/>	<input checked="" type="checkbox"/>
View user bio information	<input checked="" type="checkbox"/>	<input checked="" type="checkbox"/>	<input checked="" type="checkbox"/>	<input checked="" type="checkbox"/>
Edit user bio information	<input checked="" type="checkbox"/>	<input checked="" type="checkbox"/>	<input checked="" type="checkbox"/>	<input checked="" type="checkbox"/>

The below two examples will show what the user experience will be when logging into the system based on the settings within the Administrative Rights Matrix: Administrative Rights. These examples will display the screen and how they will appear to the user when they access the OnPoint Course Manager application. The examples will display both scenarios to the user showing both with access and without access to a specific menu or function within the system.

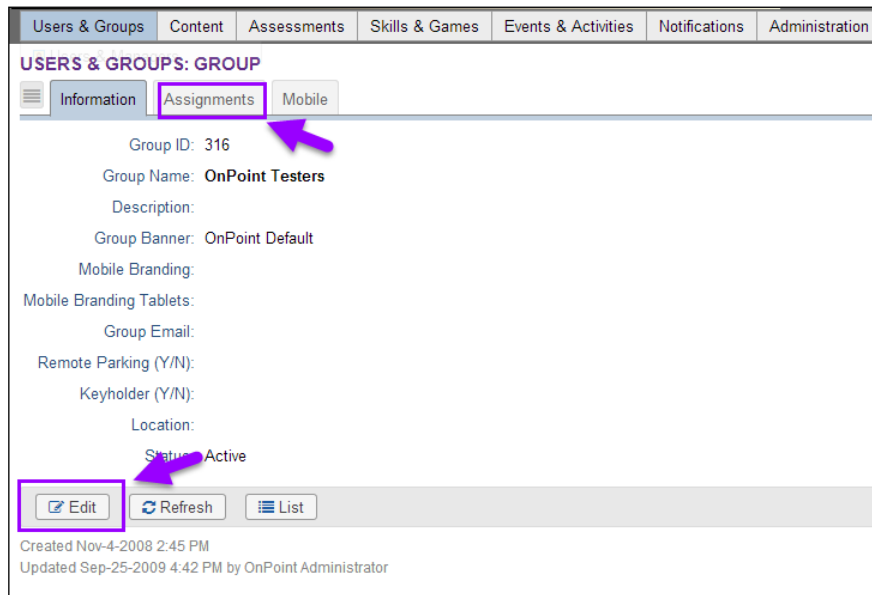
The first example will show the user type of an Event Manager with access to the Users & Groups: Menu and then the Groups option with the ability to Add/Edit groups as well as to make assignments to the groups.

ADMINISTRATION: RIGHTS MATRIX					
Main Menu		Administrative Rights			
Home Page		SA	CA	CC	EM
Home page license information		<input checked="" type="checkbox"/>	<input checked="" type="checkbox"/>	<input checked="" type="checkbox"/>	<input checked="" type="checkbox"/>
Home page pending links		<input checked="" type="checkbox"/>	<input checked="" type="checkbox"/>	<input checked="" type="checkbox"/>	<input checked="" type="checkbox"/>
Users & Groups		SA	CA	CC	EM
Add/edit users		<input checked="" type="checkbox"/>	<input checked="" type="checkbox"/>	<input checked="" type="checkbox"/>	<input checked="" type="checkbox"/>
Make assignments to users		<input checked="" type="checkbox"/>	<input checked="" type="checkbox"/>	<input checked="" type="checkbox"/>	<input checked="" type="checkbox"/>
Add/edit groups		<input checked="" type="checkbox"/>	<input checked="" type="checkbox"/>	<input checked="" type="checkbox"/>	<input checked="" type="checkbox"/>
Make assignments to groups		<input checked="" type="checkbox"/>	<input checked="" type="checkbox"/>	<input checked="" type="checkbox"/>	<input checked="" type="checkbox"/>

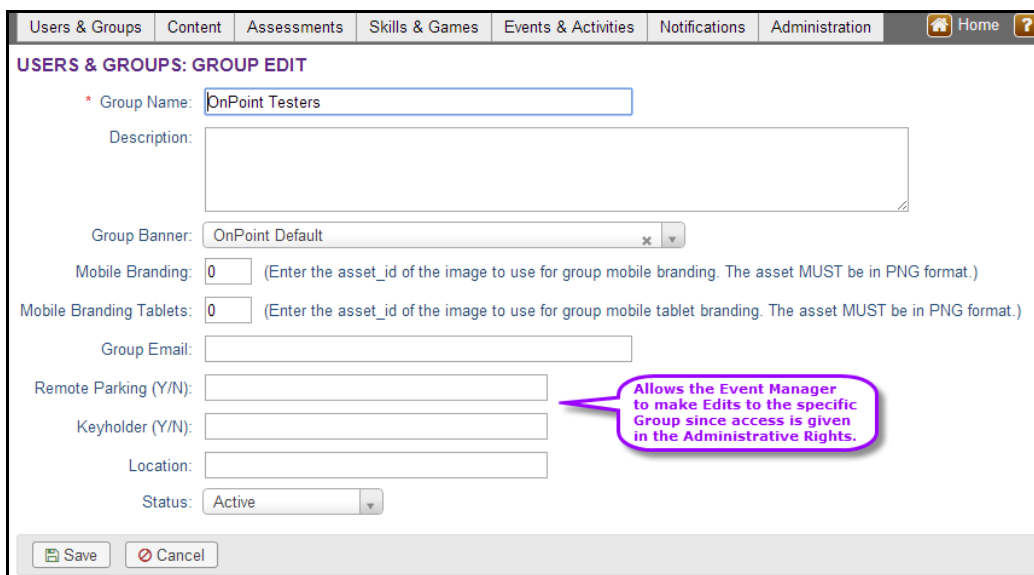
The Event Manager Group setting under the User & Groups Menu in the Administration Rights: Administrative Rights Matrix is checked to be active.

Users & Groups	Content	Assessments	Skills & Games	Events & Activities	Notifications	Administration	Home	Help	Logout	
Users & Managers										
Groups										
Job Codes										
Locations										
Organization Chart										
Announcements										
Reports										
00301	June Training								Active	
00316	OnPoint Testers								Active	
00006	Southern Region	All sales and marketing personnel in our organization.							Chad Ebel	Active
00046	Support Services								Active	

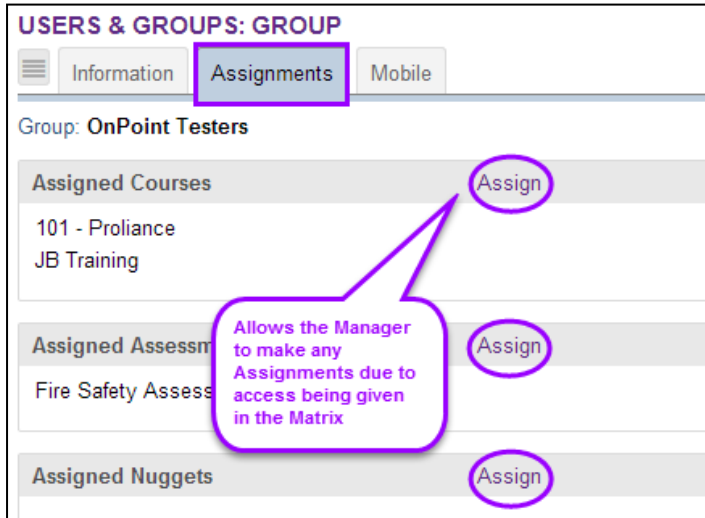
The Groups Menu selection appears under the Users & Groups and the user has the ability to click on and select a group from the list that is shown.



After the user makes the selection the next screen to appear allows the user to perform Edits or make Assignments if needed. Both of these options appear for this user based on the settings within the Administration Rights being checked for an Event Manager.



If the user chooses the Edit then the Edit screen will appear and they can make any changes needed and save.



If the user chooses the Assignments then the Assignments options will appear and they can make any changes needed and save.

The next example shows the user type of an Event Manager with access to the Users & Groups: Menu but without access to the Groups: Add/Edit groups as well as to make assignments to the groups.

ADMINISTRATION: RIGHTS MATRIX

Main Menu Administrative Rights

Home Page	SA	CA	CC	EM
Home page license information	<input checked="" type="checkbox"/>	<input checked="" type="checkbox"/>	<input checked="" type="checkbox"/>	<input checked="" type="checkbox"/>
Home page pending links	<input checked="" type="checkbox"/>	<input checked="" type="checkbox"/>	<input checked="" type="checkbox"/>	<input checked="" type="checkbox"/>
Users & Groups	SA	CA	CC	EM
Add/edit users	<input checked="" type="checkbox"/>	<input checked="" type="checkbox"/>	<input checked="" type="checkbox"/>	<input checked="" type="checkbox"/>
Make assignments to users	<input checked="" type="checkbox"/>	<input checked="" type="checkbox"/>	<input checked="" type="checkbox"/>	<input checked="" type="checkbox"/>
Add/edit groups	<input checked="" type="checkbox"/>	<input checked="" type="checkbox"/>	<input checked="" type="checkbox"/>	<input type="checkbox"/>
Make assignments to groups	<input checked="" type="checkbox"/>	<input checked="" type="checkbox"/>	<input checked="" type="checkbox"/>	<input type="checkbox"/>

The Event Manager Group setting under the User & Groups Menu in the Administration Rights Matrix is un-checked in this case to be shown as not active.

Users & Groups Content Assessments Skills & Games Events & Activities Notifications Administration Home Help Logout

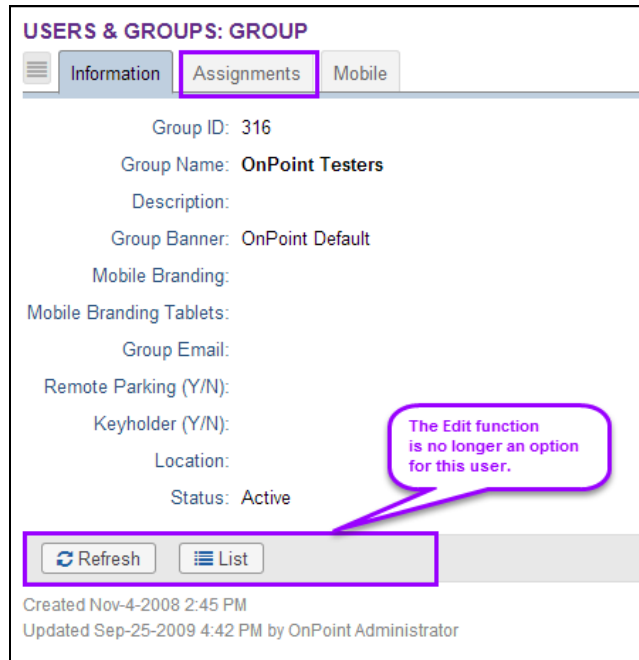
USERS & GROUPS: GROUPS

Filter Name:

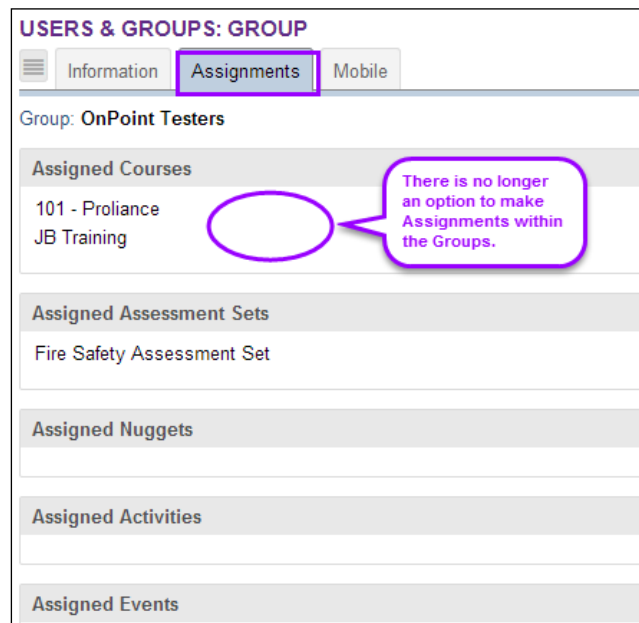
The Event Manager will still see the listing of available Groups.

ID	Group Name (click to select)	Supervisor	Status
00678	*Experts		Active
00252	iPhone Users		Active
00301	June Training		Active
00316	OnPoint Testers		Active
00006	Southern Region	All sales and marketing personnel in our organization.	Chad Ebel Active
00046	Support Services		Active

The Event Manager will still have access to see the available Groups in this example. However; once the Group is selected the options for what the Event Manager can do will be different than in Example 1.



The above image shows that the Event Manager no longer has access to the Edit button within the Users & Groups: Group Menu. This is based on the settings within the Administration Matrix: Administrative Rights.



The above image shows that the Event Manager no longer has access to make Assignments within the Users & Groups: Group Menu. This is based on the settings within the Administration Matrix: Administrative Rights.

Section 4: System Defaults and Removing Rights

In addition to defining the roles and permissions to specific individual menu(s) and functions the Root Admin also has the ability within the Administration Rights Matrix to either reset the user type to the system default settings, or to remove all the rights from a specific user type leaving them without rights and permission levels to features within the system. This basically wipes the user type clean and allows the Root Admin to start over with assigning full permissions.

These functions can be done both at the Main Menu level and also at the Administrative Rights level.

Defaults and Removing Rights: Main Menu

Go to the Administration Rights Matrix and Select the Main Menu tab. On the right hand side of this tab there is a section that will list out the four types of users to include the Site Administrator, Content Administrator, Course Coordinator, and Event Manager along with the option to Use Defaults or Remove all Rights. The Root Admin has the option by user type to select to Use the System Default or to Remove all the setting that are currently assigned to that user type. To do so the Root Admin will select the option next to the user type. A prompt will appear asking the user to confirm. Once confirmed the screen values will change based on the option selected. If the defaults were chosen then the settings will change to what the current system values are, and if the remove all rights was selected then all values will now be unchecked.

The page at demo.onpointdigital.com says: Set administrative rights to default values for SA's?

OK Cancel

ADMINISTRATION: RIGHTS MATRIX

Main Menu Administrative Rights

Users & Groups	SA	CA	CC	EM
Main Menu - Users & Groups	<input checked="" type="checkbox"/>	<input checked="" type="checkbox"/>	<input checked="" type="checkbox"/>	<input checked="" type="checkbox"/>
Users & groups	<input checked="" type="checkbox"/>	<input checked="" type="checkbox"/>	<input checked="" type="checkbox"/>	<input checked="" type="checkbox"/>
Groups	<input checked="" type="checkbox"/>	<input checked="" type="checkbox"/>	<input checked="" type="checkbox"/>	<input checked="" type="checkbox"/>
Job codes	<input checked="" type="checkbox"/>	<input checked="" type="checkbox"/>	<input checked="" type="checkbox"/>	<input checked="" type="checkbox"/>
Locations	<input checked="" type="checkbox"/>	<input checked="" type="checkbox"/>	<input checked="" type="checkbox"/>	<input checked="" type="checkbox"/>

Site Administrators (SA)	Use defaults	Remove all rights
Content Administrators (CA)	Use defaults	Remove all rights
Course Coordinator (CC)	Use defaults	Remove all rights
Event Manager (EM)	Use defaults	Remove all rights

The page at demo.onpointdigital.com says: Remove all administrative rights from SA's?

OK Cancel

ADMINISTRATION: RIGHTS MATRIX

Main Menu Administrative Rights

Users & Groups	SA	CA	CC	EM
Main Menu - Users & Groups	<input type="checkbox"/>	<input type="checkbox"/>	<input type="checkbox"/>	<input type="checkbox"/>
Users & groups	<input type="checkbox"/>	<input type="checkbox"/>	<input type="checkbox"/>	<input type="checkbox"/>
Groups	<input type="checkbox"/>	<input type="checkbox"/>	<input type="checkbox"/>	<input type="checkbox"/>
Job codes	<input type="checkbox"/>	<input type="checkbox"/>	<input type="checkbox"/>	<input type="checkbox"/>
Locations	<input type="checkbox"/>	<input type="checkbox"/>	<input type="checkbox"/>	<input type="checkbox"/>

Site Administrators (SA)	Use defaults	Remove all rights
Content Administrators (CA)	Use defaults	Remove all rights
Course Coordinator (CC)	Use defaults	Remove all rights
Event Manager (EM)	Use defaults	Remove all rights

ADMINISTRATION: RIGHTS MATRIX

Main Menu Administrative Rights

Users & Groups	SA	CA	CC	EM
Main Menu - Users & Groups	<input type="checkbox"/>	<input checked="" type="checkbox"/>	<input checked="" type="checkbox"/>	<input type="checkbox"/>
Users & groups	<input type="checkbox"/>	<input checked="" type="checkbox"/>	<input checked="" type="checkbox"/>	<input checked="" type="checkbox"/>
Groups	<input type="checkbox"/>	<input checked="" type="checkbox"/>	<input checked="" type="checkbox"/>	<input checked="" type="checkbox"/>
Job codes	<input type="checkbox"/>	<input checked="" type="checkbox"/>	<input checked="" type="checkbox"/>	<input checked="" type="checkbox"/>
Locations	<input type="checkbox"/>	<input checked="" type="checkbox"/>	<input checked="" type="checkbox"/>	<input checked="" type="checkbox"/>
Organization chart	<input type="checkbox"/>	<input checked="" type="checkbox"/>	<input checked="" type="checkbox"/>	<input checked="" type="checkbox"/>
Announcements	<input type="checkbox"/>	<input checked="" type="checkbox"/>	<input checked="" type="checkbox"/>	<input checked="" type="checkbox"/>
User & group reports	<input type="checkbox"/>	<input checked="" type="checkbox"/>	<input checked="" type="checkbox"/>	<input checked="" type="checkbox"/>
Content	SA	CA	CC	EM
Main Menu - Content	<input type="checkbox"/>	<input checked="" type="checkbox"/>	<input checked="" type="checkbox"/>	<input checked="" type="checkbox"/>
Courses	<input type="checkbox"/>	<input checked="" type="checkbox"/>	<input checked="" type="checkbox"/>	<input checked="" type="checkbox"/>
Topics	<input type="checkbox"/>	<input checked="" type="checkbox"/>	<input checked="" type="checkbox"/>	<input checked="" type="checkbox"/>

Example if all rights were removed for the System Administrator for Main Menu items.

Note: This will change the settings based on the menu level. This will take away the access to the user type to be able to access this specific menu.

Defaults and Removing Rights: Administrative Rights

Go to the Administration Rights Matrix and Select the Administrative Rights tab. On the right hand side of this tab there is a section that will list out the four types of users to include the Site Administrator, Content Administrator, Course Coordinator, and Event Manager along with the option to Use Defaults or Remove all Rights. The Root Admin has the option by user type to select to Use the System Default or to Remove all the rights that are currently assigned to that user type. To do so the Root Admin will select the option next to the user type. A prompt will appear asking the user to confirm. Once confirmed the screen values will change based on the option selected. If the defaults were chosen then the settings will change to what the current system values are, and if the remove all rights was selected then all values will now be unchecked.

The screenshot shows the OnPoint Digital administrative interface. The 'ADMINISTRATION: RIGHTS MATRIX' tab is active, and the 'Administrative Rights' sub-tab is selected. A dialog box is open, asking 'Set administrative rights to default values for SA's?'. Below the dialog, the 'Administrative Rights' section is visible, showing a table of user types and their associated rights.

Home Page	SA	CA	CC	EM
Home page license information	<input checked="" type="checkbox"/>	<input checked="" type="checkbox"/>	<input checked="" type="checkbox"/>	<input checked="" type="checkbox"/>
Home page pending links	<input checked="" type="checkbox"/>	<input checked="" type="checkbox"/>	<input checked="" type="checkbox"/>	<input checked="" type="checkbox"/>
Users & Groups	SA	CA	CC	EM
Add/edit users	<input checked="" type="checkbox"/>	<input checked="" type="checkbox"/>	<input checked="" type="checkbox"/>	<input checked="" type="checkbox"/>

Below the table, there are links for each user type: Site Administrators (SA), Content Administrators (CA), Course Coordinator (CC), and Event Manager (EM). Each link has 'Use defaults' and 'Remove all rights' options.

The page at demo.onpointdigital.com says:

Remove all administrative rights from SA's?
 Prevent this page from creating additional dialogs.

OK Cancel

	SA	CA	CC	EM
Home Page				
Home page license information	<input checked="" type="checkbox"/>	<input checked="" type="checkbox"/>	<input checked="" type="checkbox"/>	<input checked="" type="checkbox"/>
Home page pending links	<input checked="" type="checkbox"/>	<input checked="" type="checkbox"/>	<input checked="" type="checkbox"/>	<input checked="" type="checkbox"/>
Users & Groups				
Add/edit users	<input checked="" type="checkbox"/>	<input checked="" type="checkbox"/>	<input checked="" type="checkbox"/>	<input checked="" type="checkbox"/>
Make assignments to users	<input checked="" type="checkbox"/>	<input checked="" type="checkbox"/>	<input checked="" type="checkbox"/>	<input checked="" type="checkbox"/>

Site Administrators (SA)	Use defaults	Remove all rights
Content Administrators (CA)	Use defaults	Remove all rights
Course Coordinator (CC)	Use defaults	Remove all rights
Event Manager (EM)	Use defaults	Remove all rights

ADMINISTRATION: RIGHTS MATRIX

Main Menu Administrative Rights

Home Page	SA	CA	CC	EM
Home page license information	<input type="checkbox"/>	<input checked="" type="checkbox"/>	<input checked="" type="checkbox"/>	<input checked="" type="checkbox"/>
Home page pending links	<input type="checkbox"/>	<input checked="" type="checkbox"/>	<input checked="" type="checkbox"/>	<input checked="" type="checkbox"/>
Users & Groups	SA	CA	CC	EM
Add/edit users	<input type="checkbox"/>	<input checked="" type="checkbox"/>	<input checked="" type="checkbox"/>	<input checked="" type="checkbox"/>
Make assignments to users	<input type="checkbox"/>	<input checked="" type="checkbox"/>	<input checked="" type="checkbox"/>	<input checked="" type="checkbox"/>
Add/edit groups	<input type="checkbox"/>	<input checked="" type="checkbox"/>	<input checked="" type="checkbox"/>	<input checked="" type="checkbox"/>
Make assignments to groups	<input type="checkbox"/>	<input checked="" type="checkbox"/>	<input checked="" type="checkbox"/>	<input checked="" type="checkbox"/>
Add/edit job codes	<input type="checkbox"/>	<input checked="" type="checkbox"/>	<input checked="" type="checkbox"/>	<input checked="" type="checkbox"/>

Example if all rights were removed for the System Administrator for features within menu(s).

Note: This will change the settings based on the features within each of the menu(s). This will remove the access to the user type to be able to access these specific functions within the menu. Although the menu itself can be accessed certain functions within the menu may not be accessible to the user type.